
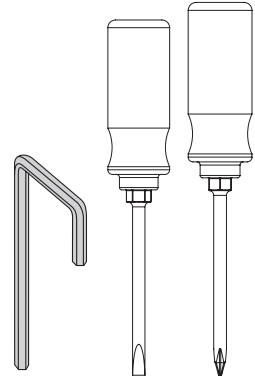

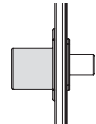
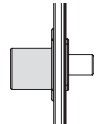

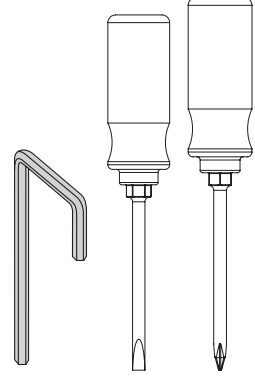

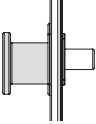
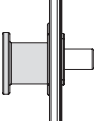



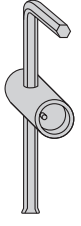

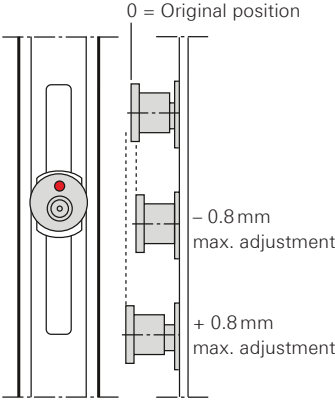







ADJUSTMENTS FOR TILT & TURN MANUAL

Locking cam adjustment instructions

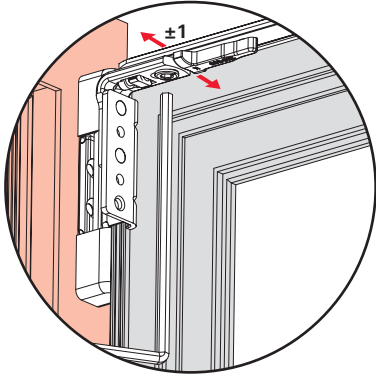
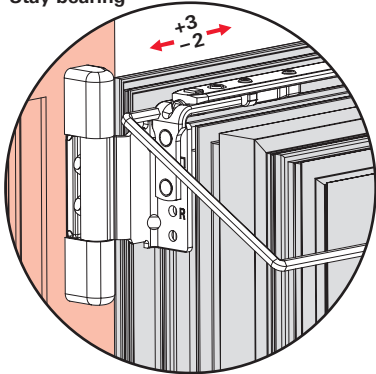
Locking cam adjustment instructions						
Cam type	Adjustment range	Gasket-compression	Height	Side view		Tools
E cam						
						
	90°	+/- 0.8mm				
	90°					
P cam						
						
	90°	+/- 0.8mm				
	90°					
V cam						
Cam type	Adjustment range	Gasket-compression adjustment / in mm	Height adjustment / in mm	Side view/top view		Tools
						
	90°	+/- 0.8mm	+/- 0.2mm			
	180°	-	+/- 0.4mm			
	270°	+/- 0.8mm	+/- 0.6mm			
	360°	-	+/- 0.8mm			



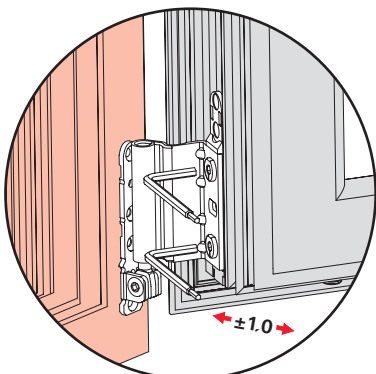
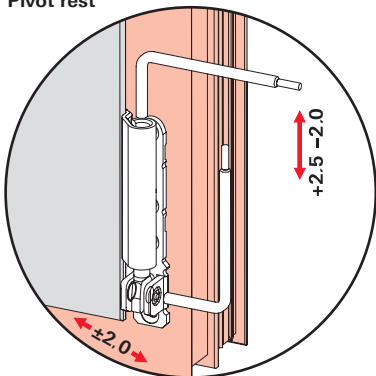
Stay bearing / pivot rest adjustment instructions

Hinge side NT for aluminium profiles with 16 mm hardware groove

Stay bearing



Pivot rest





3151 Airway Avenue, Suite I-1,
Costa Mesa, CA 92626
T: 714 970 3070
ultra-glass.com • info@ultra-glass.com
u-minimal.com

